Notes:
1. Boards are to be manufactured to IPC 6012.
2. All holes shall be plated through unless otherwise specified.
3. Material: 1.6mm thick FR-4.
4. Copper: 4 layers, 3oz (105um) outer layers, 2oz (70um) inner layers.
5. Finish: Green soldermask both sides.
6. Silkscreen shall be legible and white in color.
7. Minimum of 2 prepreg layers, dielectric thickness not less than 0.3mm between layers.
8. All pads must have gold finish.

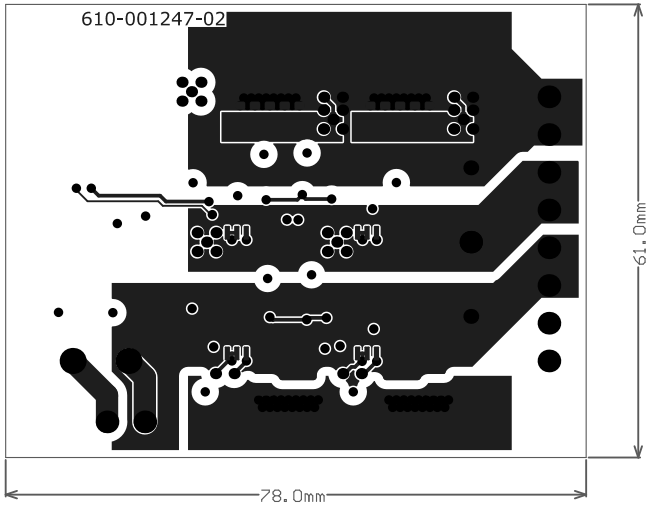

Infineon	ENGINEER: YH	TITLE: Parallel GaNs Test Board With Compact Driver	
	PCB DESIGNER: YH		
	DATE: 19-Aug-2019	PART NO.: 610-001247	REV: 02
	FILE NAME:	DWG NO:	SCALE:

Notes:
1. Boards are to be manufactured to IPC 6012.
2. All holes shall be plated through unless otherwise specified.
3. Material: 1.6mm thick FR-4.
4. Copper: 4 layers, 3oz (105um) outer layers, 2oz (70um) inner layers.
5. Finish: Green soldermask both sides.
6. Silkscreen shall be legible and white in color.
7. Minimum of 2 prepreg layers, dielectric thickness not less than 0.3mm between layers.
8. All pads must have gold finish.

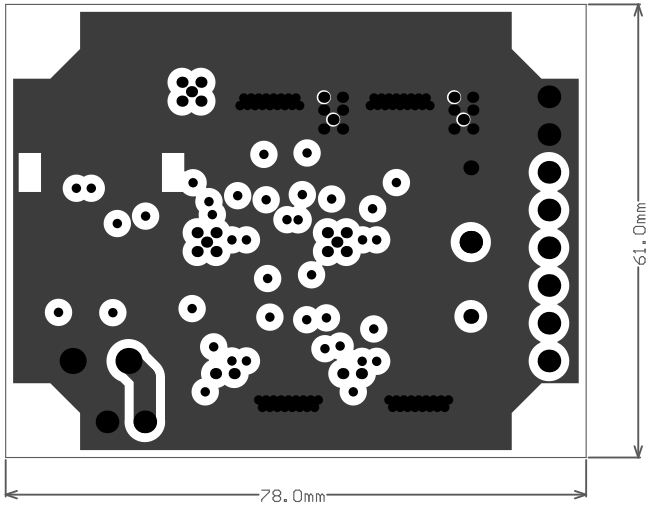

Infineon	ENGINEER: YH	TITLE: Parallel GaNs Test Board With Compact Driver	
	PCB DESIGNER: YH		
	DATE: 19-Aug-2019	PART NO.: 610-001247	REV: 02
	FILE NAME:	DWG NO:	SCALE:

Notes:
1. Boards are to be manufactured to IPC 6012.
2. All holes shall be plated through unless otherwise specified.
3. Material: 1.6mm thick FR-4.
4. Copper: 4 layers, 3oz (105um) outer layers, 2oz (70um) inner layers.
5. Finish: Green soldermask both sides.
6. Silkscreen shall be legible and white in color.
7. Minimum of 2 prepreg layers, dielectric thickness not less than 0.3mm between layers.
8. All pads must have gold finish.

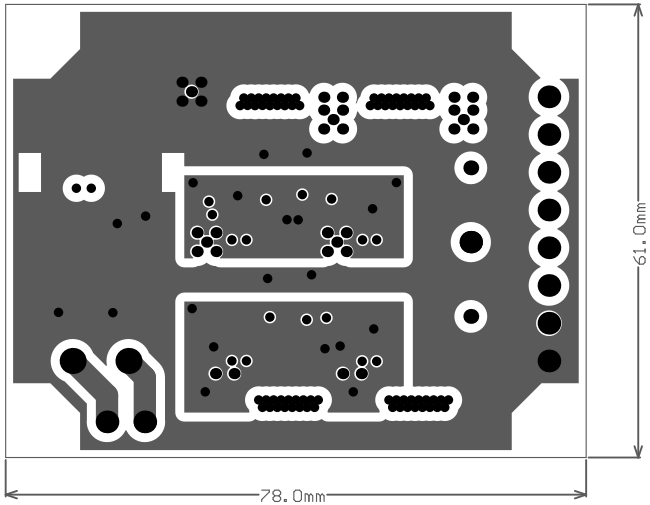

Infineon	ENGINEER: YH	TITLE: Parallel GaNs Test Board With Compact Driver	
	PCB DESIGNER: YH		
	DATE: 19-Aug-2019	PART NO.: 610-001247	REV: 02
	FILE NAME:	DWG NO:	SCALE:

Notes:
1. Boards are to be manufactured to IPC 6012.
2. All holes shall be plated through unless otherwise specified.
3. Material: 1.6mm thick FR-4.
4. Copper: 4 layers, 3oz (105um) outer layers, 2oz (70um) inner layers.
5. Finish: Green soldermask both sides.
6. Silkscreen shall be legible and white in color.
7. Minimum of 2 prepreg layers, dielectric thickness not less than 0.3mm between layers.
8. All pads must have gold finish.

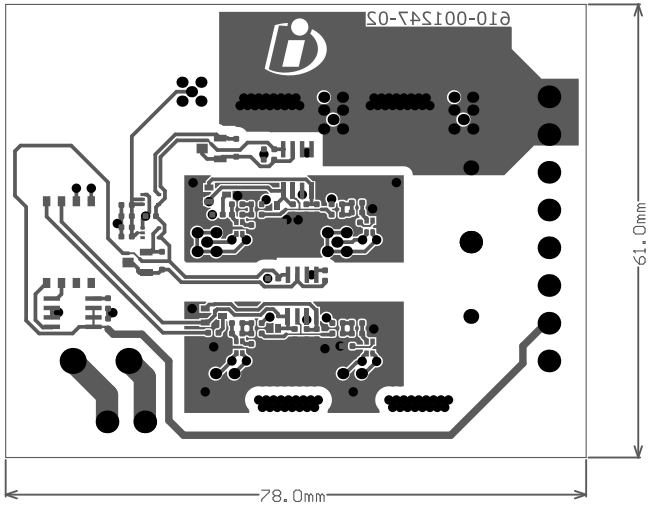

Infineon	ENGINEER: YH	TITLE: Parallel GaNs Test Board With Compact Driver	
	PCB DESIGNER: YH		
	DATE: 19-Aug-2019	PART NO.: 610-001247	REV: 02
	FILE NAME:	DWG NO:	SCALE:

Notes:
1. Boards are to be manufactured to IPC 6012.
2. All holes shall be plated through unless otherwise specified.
3. Material: 1.6mm thick FR-4.
4. Copper: 4 layers, 3oz (105um) outer layers, 2oz (70um) inner layers.
5. Finish: Green soldermask both sides.
6. Silkscreen shall be legible and white in color.
7. Minimum of 2 prepreg layers, dielectric thickness not less than 0.3mm between layers.
8. All pads must have gold finish.

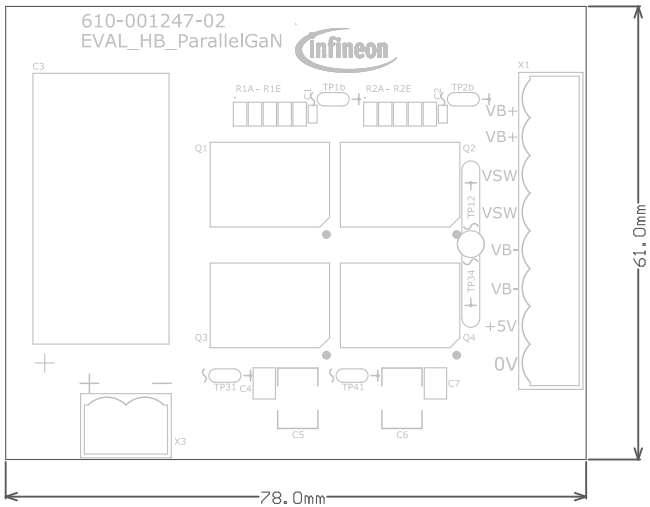

	ENGINEER: YH	TITLE: Parallel GaNs Test Board With Compact Driver	
	PCB DESIGNER: YH		
	DATE: 19-Aug-2019	PART NO.: 610-001247	REV: 02
	FILE NAME:	DWG NO:	SCALE:

Notes:
1. Boards are to be manufactured to IPC 6012.
2. All holes shall be plated through unless otherwise specified.
3. Material: 1.6mm thick FR-4.
4. Copper: 4 layers, 3oz (105um) outer layers, 2oz (70um) inner layers.
5. Finish: Green soldermask both sides.
6. Silkscreen shall be legible and white in color.
7. Minimum of 2 prepreg layers, dielectric thickness not less than 0.3mm between layers.
8. All pads must have gold finish.

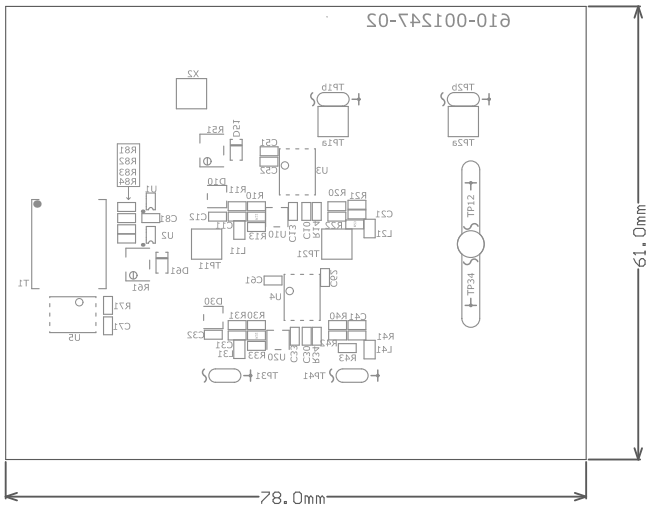

Infineon	ENGINEER: YH	TITLE: Parallel GaNs Test Board With Compact Driver	
	PCB DESIGNER: YH		
	DATE: 19-Aug-2019	PART NO.: 610-001247	REV: 02
	FILE NAME:	DWG NO:	SCALE:

Notes:
1. Boards are to be manufactured to IPC 6012.
2. All holes shall be plated through unless otherwise specified.
3. Material: 1.6mm thick FR-4.
4. Copper: 4 layers, 3oz (105um) outer layers, 2oz (70um) inner layers.
5. Finish: Green soldermask both sides.
6. Silkscreen shall be legible and white in color.
7. Minimum of 2 prepreg layers, dielectric thickness not less than 0.3mm between layers.
8. All pads must have gold finish.

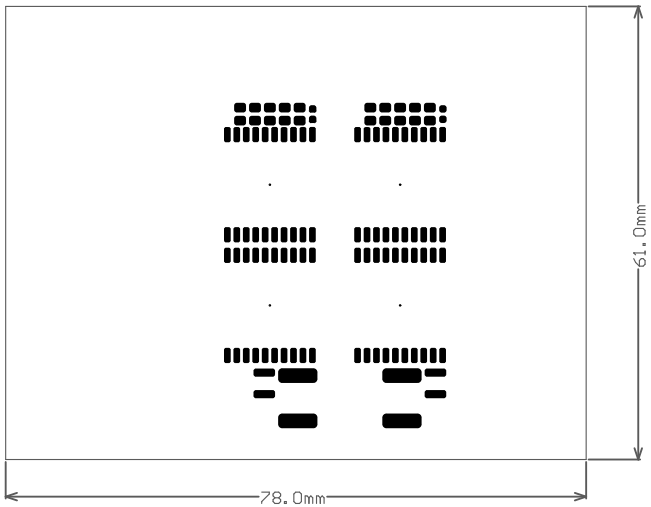

Infineon	ENGINEER: YH	TITLE: Parallel GaNs Test Board With Compact Driver	
	PCB DESIGNER: YH		
	DATE: 19-Aug-2019	PART NO.: 610-001247	REV: 02
	FILE NAME:	DWG NO:	SCALE:

Notes:
1. Boards are to be manufactured to IPC 6012.
2. All holes shall be plated through unless otherwise specified.
3. Material: 1.6mm thick FR-4.
4. Copper: 4 layers, 3oz (105um) outer layers, 2oz (70um) inner layers.
5. Finish: Green soldermask both sides.
6. Silkscreen shall be legible and white in color.
7. Minimum of 2 prepreg layers, dielectric thickness not less than 0.3mm between layers.
8. All pads must have gold finish.



Infineon	ENGINEER: YH	TITLE: Parallel GaNs Test Board With Compact Driver	
	PCB DESIGNER: YH		
	DATE: 19-Aug-2019	PART NO.: 610-001247	REV: 02
	FILE NAME:	DWG NO:	SCALE:

Notes:
1. Boards are to be manufactured to IPC 6012.
2. All holes shall be plated through unless otherwise specified.
3. Material: 1.6mm thick FR-4.
4. Copper: 4 layers, 3oz (105um) outer layers, 2oz (70um) inner layers.
5. Finish: Green soldermask both sides.
6. Silkscreen shall be legible and white in color.
7. Minimum of 2 prepreg layers, dielectric thickness not less than 0.3mm between layers.
8. All pads must have gold finish.

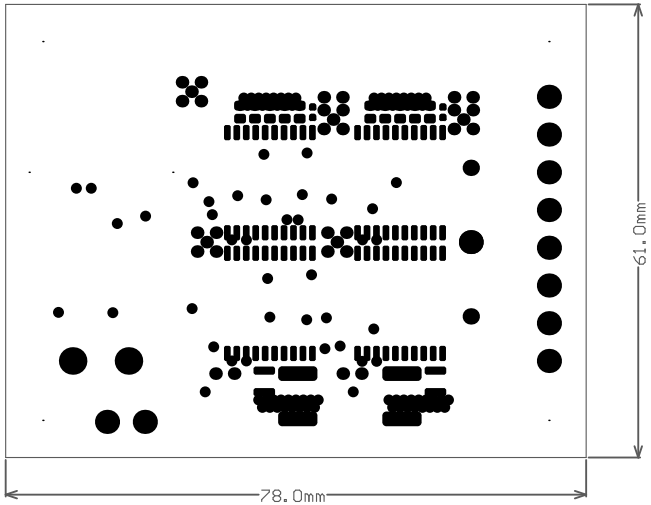

Infineon	ENGINEER: YH	TITLE: Parallel GaNs Test Board With Compact Driver	
	PCB DESIGNER: YH		
	DATE: 19-Aug-2019	PART NO.: 610-001247	REV: 02
	FILE NAME:	DWG NO:	SCALE:

Notes:
1. Boards are to be manufactured to IPC 6012.
2. All holes shall be plated through unless otherwise specified.
3. Material: 1.6mm thick FR-4.
4. Copper: 4 layers, 3oz (105um) outer layers, 2oz (70um) inner layers.
5. Finish: Green soldermask both sides.
6. Silkscreen shall be legible and white in color.
7. Minimum of 2 prepreg layers, dielectric thickness not less than 0.3mm between layers.
8. All pads must have gold finish.



Infineon	ENGINEER: YH	TITLE: Parallel GaNs Test Board With Compact Driver	
	PCB DESIGNER: YH		
	DATE: 19-Aug-2019	PART NO.: 610-001247	REV: 02
	FILE NAME:	DWG NO:	SCALE:

Notes:
1. Boards are to be manufactured to IPC 6012.
2. All holes shall be plated through unless otherwise specified.
3. Material: 1.6mm thick FR-4.
4. Copper: 4 layers, 3oz (105um) outer layers, 2oz (70um) inner layers.
5. Finish: Green soldermask both sides.
6. Silkscreen shall be legible and white in color.
7. Minimum of 2 prepreg layers, dielectric thickness not less than 0.3mm between layers.
8. All pads must have gold finish.



Infineon	ENGINEER: YH	TITLE: Parallel GaNs Test Board With Compact Driver	
	PCB DESIGNER: YH		
	DATE: 19-Aug-2019	PART NO.: 610-001247	REV: 02
	FILE NAME:	DWG NO:	SCALE:

Notes:
1. Boards are to be manufactured to IPC 6012.
2. All holes shall be plated through unless otherwise specified.
3. Material: 1.6mm thick FR-4.
4. Copper: 4 layers, 3oz (105um) outer layers, 2oz (70um) inner layers.
5. Finish: Green soldermask both sides.
6. Silkscreen shall be legible and white in color.
7. Minimum of 2 prepreg layers, dielectric thickness not less than 0.3mm between layers.
8. All pads must have gold finish.



Infineon	ENGINEER: YH	TITLE: Parallel GaNs Test Board With Compact Driver	
	PCB DESIGNER: YH		
	DATE: 19-Aug-2019	PART NO.: 610-001247	REV: 02
	FILE NAME:	DWG NO:	SCALE:

Notes:
1. Boards are to be manufactured to IPC 6012.
2. All holes shall be plated through unless otherwise specified.
3. Material: 1.6mm thick FR-4.
4. Copper: 4 layers, 3oz (105um) outer layers, 2oz (70um) inner layers.
5. Finish: Green soldermask both sides.
6. Silkscreen shall be legible and white in color.
7. Minimum of 2 prepreg layers, dielectric thickness not less than 0.3mm between layers.
8. All pads must have gold finish.



Infineon	ENGINEER: YH	TITLE: Parallel GaNs Test Board With Compact Driver	
	PCB DESIGNER: YH		
	DATE: 19-Aug-2019	PART NO.: 610-001247	REV: 02
	FILE NAME:	DWG NO:	SCALE:

Notes:
1. Boards are to be manufactured to IPC 6012.
2. All holes shall be plated through unless otherwise specified.
3. Material: 1.6mm thick FR-4.
4. Copper: 4 layers, 3oz (105um) outer layers, 2oz (70um) inner layers.
5. Finish: Green soldermask both sides.
6. Silkscreen shall be legible and white in color.
7. Minimum of 2 prepreg layers, dielectric thickness not less than 0.3mm between layers.
8. All pads must have gold finish.

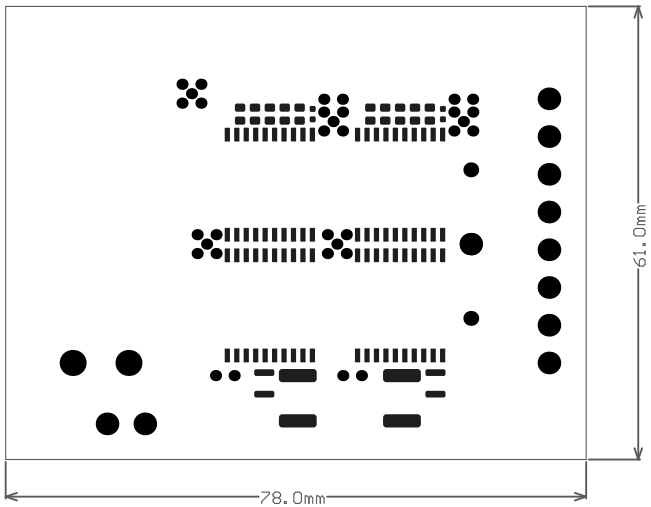

Infineon	ENGINEER: YH	TITLE: Parallel GaNs Test Board With Compact Driver	
	PCB DESIGNER: YH		
	DATE: 19-Aug-2019	PART NO.: 610-001247	REV: 02
	FILE NAME:	DWG NO:	SCALE:

Notes:
1. Boards are to be manufactured to IPC 6012.
2. All holes shall be plated through unless otherwise specified.
3. Material: 1.6mm thick FR-4.
4. Copper: 4 layers, 3oz (105um) outer layers, 2oz (70um) inner layers.
5. Finish: Green soldermask both sides.
6. Silkscreen shall be legible and white in color.
7. Minimum of 2 prepreg layers, dielectric thickness not less than 0.3mm between layers.
8. All pads must have gold finish.

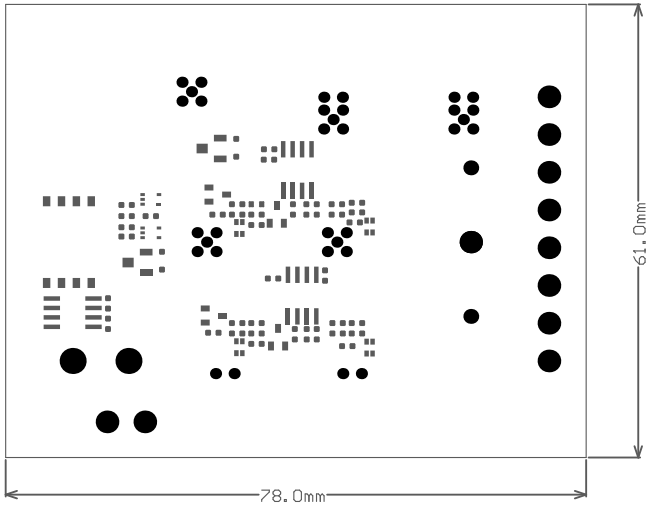

Infineon	ENGINEER: YH	TITLE: Parallel GaNs Test Board With Compact Driver	
	PCB DESIGNER: YH		
	DATE: 19-Aug-2019	PART NO.: 610-001247	REV: 02
	FILE NAME:	DWG NO:	SCALE:

Notes:
1. Boards are to be manufactured to IPC 6012.
2. All holes shall be plated through unless otherwise specified.
3. Material: 1.6mm thick FR-4.
4. Copper: 4 layers, 3oz (105um) outer layers, 2oz (70um) inner layers.
5. Finish: Green soldermask both sides.
6. Silkscreen shall be legible and white in color.
7. Minimum of 2 prepreg layers, dielectric thickness not less than 0.3mm between layers.
8. All pads must have gold finish.

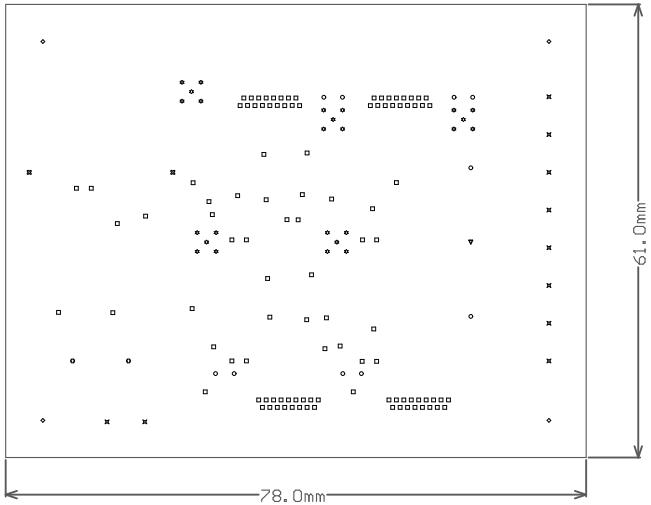

	ENGINEER: YH	TITLE: Parallel GaNs Test Board With Compact Driver	
	PCB DESIGNER: YH		
	DATE: 19-Aug-2019	PART NO.: 610-001247	REV: 02
	FILE NAME:	DWG NO:	SCALE:

Notes:
1. Boards are to be manufactured to IPC 6012.
2. All holes shall be plated through unless otherwise specified.
3. Material: 1.6mm thick FR-4.
4. Copper: 4 layers, 3oz (105um) outer layers, 2oz (70um) inner layers.
5. Finish: Green soldermask both sides.
6. Silkscreen shall be legible and white in color.
7. Minimum of 2 prepreg layers, dielectric thickness not less than 0.3mm between layers.
8. All pads must have gold finish.

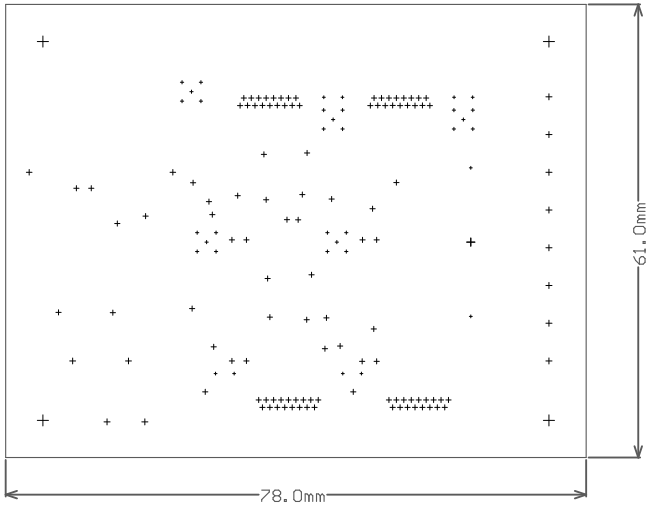

Infineon	ENGINEER: YH	TITLE: Parallel GaNs Test Board With Compact Driver	
	PCB DESIGNER: YH		
	DATE: 19-Aug-2019	PART NO.: 610-001247	REV: 02
	FILE NAME:	DWG NO:	SCALE: